

SC Annual School Report Card Summary

BELL STREET MIDDLE
Laurens 56
Grades: 6-8 Enrollment: 696
Principal: Josie Kate F. Haupfear
Superintendent: Dr. David C. O'Shields
Board Chair: Linda Darby

PERFORMANCE

Comprehensive detail, including definitions of ratings, performance criteria, and explanations of status, is available on www.ed.sc.gov and www.eoc.sc.gov as well as school and school district websites. Printed versions are available from school districts upon request.

YEAR	ABSOLUTE RATING	GROWTH RATING	PALMETTO GOLD AND SILVER AWARD		AYP STATUS	NCLB IMPROVEMENT STATUS
			General Performance	Closing the Gap		
2010	Average	Average	TBD	TBD	Not Met	N/A
2009	Average	Average	N/A	N/A	Not Met	N/A
2008	At-Risk	At-Risk	N/A	N/A	Not Met	N/A

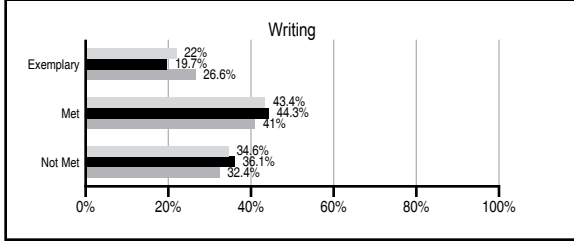
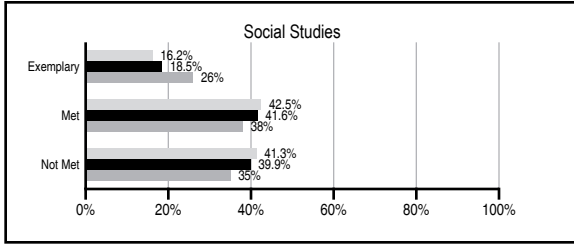
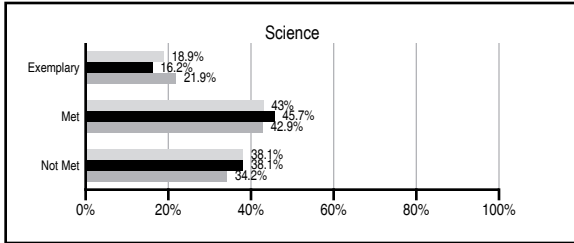
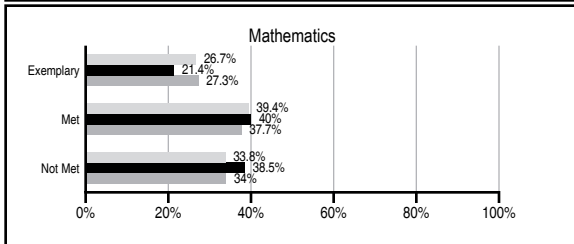
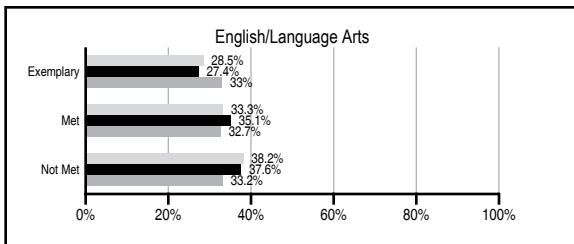
ABSOLUTE RATINGS OF MIDDLE SCHOOLS WITH STUDENTS LIKE OURS*

EXCELLENT	GOOD	AVERAGE	BELOW AVERAGE	AT-RISK
0	1	30	14	0

* Ratings are calculated with data available by 11/10/2010. Schools with Students Like Ours are Middle Schools with Poverty Indices of no more than 5% above or below the index for this school.




PASS PERFORMANCE

Our School
 Middle Schools with Students Like Ours
 Middle schools statewide



NAEP PERFORMANCE*

* Performance reported for SC and nation, data not available at school level. Percentages at NAEP Achievement Levels.



END OF COURSE TESTS - 2010

% of students scoring 70 or above on:	Our Middle School	Middle Schools with Students Like Ours
Algebra 1/Math for the Technologies 2	97.5	94.7
English 1	N/A	96.5
Physical Science	N/A	80.3
US History and the Constitution	N/A	N/A
All Subjects	97.5	94.9

SC PERFORMANCE GOAL

2010 Goal:
 By 2010, SC's student achievement will be ranked in the top half of the states nationally. To achieve this goal, we must become one of the fastest improving systems in the country.

2020 Vision:
 By 2020 all students will graduate with the knowledge and skills necessary to compete successfully in the global economy, participate in a democratic society and contribute positively as members of families and communities.

Abbreviations Key

N/A Not Applicable N/AV Not Available N/C Not Collected N/R Not Reported I/S Insufficient Sample TBD To be determined
 NI Newly Identified CSI Continuing School Improvement CA Corrective Action RP Plan to Restructure R Restructure DELAY School Improvement Status HOLD School Improvement Status

BELL STREET MIDDLE [Laurens 56]

SCHOOL PROFILE

	Our School	Change from Last Year	Middle Schools with Students Like Ours	Median Middle School
Students (n=696)				
Students enrolled in high school credit courses (grades 7 & 8)	56.8%	Up from 11.4%	26.0%	24.2%
Retention rate	0.6%	Down from 0.7%	0.8%	0.7%
Attendance rate	98.4%	Up from 95.1%	95.5%	95.9%
Eligible for gifted and talented	14.8%	No Change	12.2%	16.4%
With disabilities other than speech	14.9%	Down from 16.5%	13.5%	12.0%
Older than usual for grade	1.7%	Up from 1.6%	3.0%	2.2%
Out-of-school suspensions or expulsions for violent and/or criminal offenses	0.0%	Down from 0.4%	0.5%	0.5%
Annual dropout rate	0.0%	No Change	0.0%	0.0%
Teachers (n=47)				
Teachers with advanced degrees	57.4%	Up from 55.6%	56.3%	58.5%
Continuing contract teachers	91.5%	Up from 82.2%	81.0%	80.0%
Teachers with emergency or provisional certificates	2.3%	Down from 4.7%	4.0%	4.0%
Teachers returning from previous year	84.5%	Up from 81.7%	83.0%	84.6%
Teacher attendance rate	95.9%	Down from 96.5%	95.1%	95.4%
Average teacher salary*	\$45,762	Down 0.1%	\$45,301	\$46,561
Classes not taught by highly qualified teachers	N/AV	N/A	N/AV	N/AV
Professional development days/teacher	7.3 days	Down from 7.8 days	10.9 days	10.2 days
School				
Principal's years at school	1.0	Down from 3.0	3.0	4.0
Student-teacher ratio in core subjects	18.8 to 1	Down from 25.0 to 1	20.9 to 1	21.1 to 1
Prime instructional time	93.1%	Up from 90.1%	90.3%	90.4%
Opportunities in the arts	Good	Down from Excellent	Good	Good
SACS accreditation	Yes	No Change	Yes	Yes
Parents attending conferences	96.7%	Up from 95.4%	96.8%	98.1%
Character development program	Good	No Change	Good	Good
Dollars spent per pupil**	\$8,617	Up 4.2%	\$8,200	\$7,802
Percent of expenditures for instruction**	58.9%	Up from 55.5%	62.1%	63.8%
Percent of expenditures for teacher salaries**	52.3%	Up from 50.7%	58.7%	60.0%
% of AYP objectives met	90.5%	No Change	91.3%	92.3%

* Length of contract = 185+ days.

** Prior year audited financial data available.

EVALUATION RESULTS

	Teachers	Students*	Parents*
Number of surveys returned	43	179	54
Percent satisfied with learning environment	88.4%	69.8%	79.2%
Percent satisfied with social and physical environment	83.7%	78.2%	74.1%
Percent satisfied with school-home relations	58.1%	87.6%	79.6%

*Only students at the highest middle school grade level at this school and their parents were included.

REPORT OF PRINCIPAL AND SCHOOL IMPROVEMENT COUNCIL

Bell Street Middle School, which serves approximately 700 students, continues to provide an academic environment that maintains high expectations for learning. Our school continues to be involved with Teacher Advancement Program. With this program, teachers meet weekly in cluster groups to develop learning strategies that enhance academic achievement. Bell Street Middle School provides support to teachers through the use of master and mentor teachers who conduct model lessons and offer coaching opportunities. Furthermore, our School Leadership Team meets weekly to develop long and short-term goals for the school in an effort to enhance student achievement.

Our instructional goals this year were to continue the implementation of small group instruction within our English/Language Arts blocks and to expand small group instruction in math classes. Our math teachers worked with master and mentor teachers to implement a small block of time each day to offer specific, individualized instruction to students during math classes. We also continued to utilize pacing guides in each core content area and to assess students each nine weeks through the use of benchmark tests. Using data from these tests, teachers then developed a plan for continuing to address the standards on which students were weak.

Our teachers also worked hard throughout the year to implement technology regularly into their lessons. Each classroom is equipped with a Smartboard and a LCD projector, and there are several sets of laptop computers available for teachers to use with their classes. Additionally, our library has several laptop computers, flip cameras, and digital cameras that can be checked out to students and teachers.

Our students were recognized for various accomplishments throughout the year. Each nine weeks, we held a recognition ceremony to honor the academic accomplishments of students. Students had the opportunity to participate in a variety of academic clubs such as Academic Team, Math Counts, and Science Olympiad. The Bell Street Middle School Science Olympiad team won the state championship for the 8th consecutive year and traveled to the national competition. For the first time ever, two of our Bell Street students qualified and received a medal in the national competition!

Bell Street Middle School is proud to have the opportunity to provide a quality education for its students as we believe in maintaining high expectations for both students and staff. We are so proud of our students at Bell Street Middle School and look forward to building upon the goals and accomplishments of the 2009-2010 school year.

Josie Kate F. Haupfear, Principal
Lisa Shiflet, SIC

Comprehensive detail, including definitions of ratings, performance criteria, and explanations of status, is available on www.ed.sc.gov and www.eoc.sc.gov as well as school and school district websites.

Printed versions are available from school districts upon request.

Abbreviations Key

N/A Not Applicable N/AV Not Available N/C Not Collected N/R Not Reported I/S Insufficient Sample TBD To be determined
NI Newly Identified CSI Continuing School Improvement CA Corrective Action RP Plan to Restructure R Restructure DELAY School Improvement Status HOLD School Improvement Status