

SC Annual School Report Card Summary

JOANNA-WOODSON ELEMENTARY
 Laurens 56
 Grades: K-5 Enrollment: 281
 Principal: George E. Marshall
 Superintendent: Dr. David C. O'Shields
 Board Chair: Linda Darby

PERFORMANCE

Comprehensive detail, including definitions of ratings, performance criteria, and explanations of status, is available on www.ed.sc.gov and www.eoc.sc.gov as well as school and school district websites. Printed versions are available from school districts upon request.

YEAR	ABSOLUTE RATING	GROWTH RATING	PALMETTO GOLD AND SILVER AWARD		AYP STATUS	NCLB IMPROVEMENT STATUS
			General Performance	Closing the Gap		
2010	Average	Average	TBD	TBD	Met	N/A
2009	Average	Good	Silver	N/A	Met	N/A
2008	Average	Average	N/A	Silver	Met	N/A

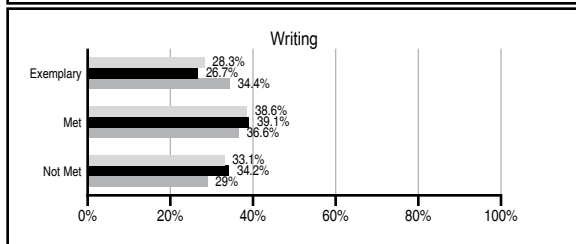
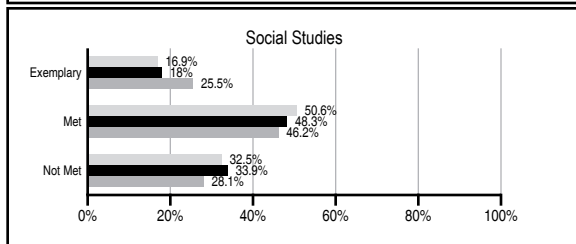
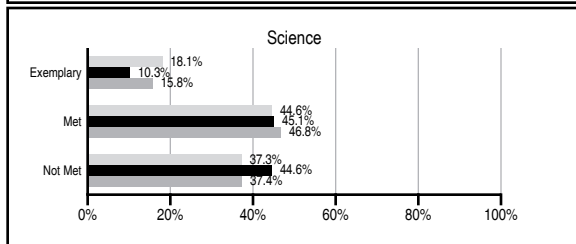
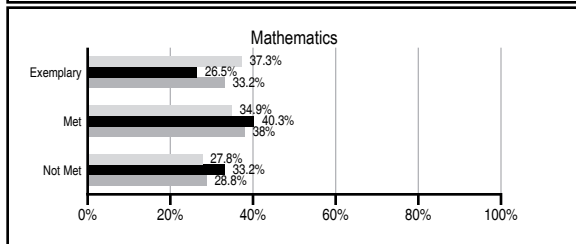
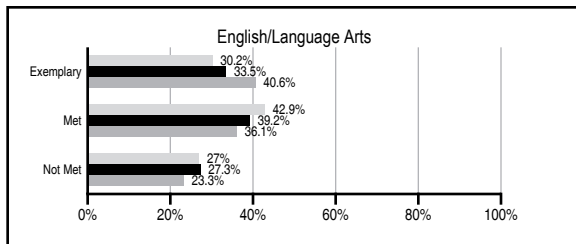
ABSOLUTE RATINGS OF ELEMENTARY SCHOOLS WITH STUDENTS LIKE OURS*

EXCELLENT	GOOD	AVERAGE	BELOW AVERAGE	AT-RISK
2	8	93	16	2

* Ratings are calculated with data available by 11/10/2010. Schools with Students Like Ours are Elementary Schools with Poverty Indices of no more than 5% above or below the index for this school.

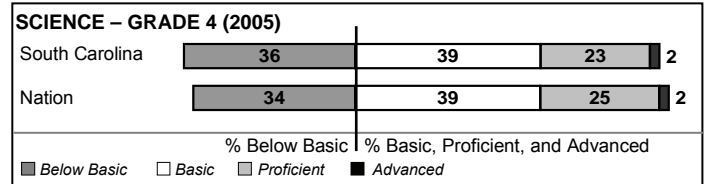

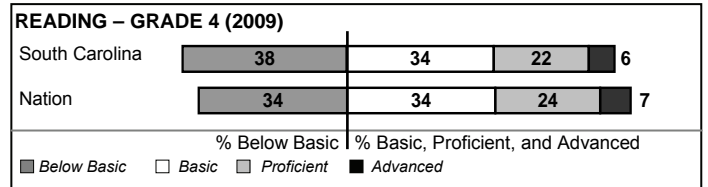
PASS PERFORMANCE

Our School
 Elementary Schools with Students Like Ours
 Elementary schools statewide



NAEP PERFORMANCE*

* Performance reported for SC and nation, data not available at school level. Percentages at NAEP Achievement Levels.



SC PERFORMANCE GOAL

2010 Goal:
 By 2010, SC's student achievement will be ranked in the top half of the states nationally. To achieve this goal, we must become one of the fastest improving systems in the country.

2020 Vision:
 By 2020 all students will graduate with the knowledge and skills necessary to compete successfully in the global economy, participate in a democratic society and contribute positively as members of families and communities.

Abbreviations Key

N/A Not Applicable N/AV Not Available N/C Not Collected N/R Not Reported I/S Insufficient Sample TBD To be determined

NI Newly Identified CSI Continuing School Improvement CA Corrective Action RP Plan to Restructure R Restructure DELAY School Improvement Status HOLD School Improvement Status

JOANNA-WOODSON ELEMENTARY [Laurens 56]

SCHOOL PROFILE

	Our School	Change from Last Year	Elementary Schools with Students Like Ours	Median Elementary School
Students (n=281)				
Retention rate	2.9%	Down from 4.3%	1.6%	1.2%
Attendance rate	95.1%	Down from 95.5%	95.7%	96.1%
Eligible for gifted and talented	2.9%	No Change	9.1%	11.7%
With disabilities other than speech	13.9%	Up from 13.4%	9.1%	8.0%
Older than usual for grade	1.7%	Down from 2.6%	0.6%	0.4%
Out-of-school suspensions or expulsions for violent and/or criminal offenses	0.0%	No Change	0.0%	0.0%
Teachers (n=18)				
Teachers with advanced degrees	44.4%	Down from 50.0%	58.7%	60.5%
Continuing contract teachers	83.3%	Down from 100.0%	84.2%	84.6%
Teachers with emergency or provisional certificates	0.0%	No Change	0.0%	0.0%
Teachers returning from previous year	80.1%	Down from 84.0%	86.3%	87.0%
Teacher attendance rate	97.3%	Up from 96.0%	95.0%	95.4%
Average teacher salary*	\$46,369	Down 4.3%	\$46,509	\$47,288
Classes not taught by highly qualified teachers	N/AV	N/A	N/AV	N/AV
Professional development days/teacher	6.0 days	Down from 11.0 days	11.1 days	10.5 days
School				
Principal's years at school	1.0	Down from 7.0	4.0	4.0
Student-teacher ratio in core subjects	21.1 to 1	Up from 20.5 to 1	19.2 to 1	19.2 to 1
Prime instructional time	91.6%	Up from 90.7%	90.0%	90.8%
Opportunities in the arts	Good	No Change	Good	Good
SACS accreditation	Yes	No Change	Yes	Yes
Parents attending conferences	99.2%	Down from 99.9%	100.0%	100.0%
Character development program	Excellent	Up from Good	Excellent	Excellent
Dollars spent per pupil**	\$9,367	Up 6.9%	\$7,642	\$7,548
Percent of expenditures for instruction**	55.0%	Up from 53.7%	67.7%	68.7%
Percent of expenditures for teacher salaries**	48.5%	Down from 48.9%	64.5%	65.1%
% of AYP objectives met	100.0%	No Change	100.0%	100.0%

* Length of contract = 185+ days.

** Prior year audited financial data available.

EVALUATION RESULTS

	Teachers	Students*	Parents*
Number of surveys returned	19	34	31
Percent satisfied with learning environment	94.4%	94.1%	90.0%
Percent satisfied with social and physical environment	100.0%	100.0%	87.1%
Percent satisfied with school-home relations	100.0%	97.1%	93.5%

*Only students at the highest elementary school grade level at this school and their parents were included.

REPORT OF PRINCIPAL AND SCHOOL IMPROVEMENT COUNCIL

Joanna-Woodson Elementary School continues to provide a positive and safe environment which promotes high academic standards and expectations for all students. JWES is committed to preparing learners to achieve excellence, embrace change, and forge new traditions.

JWES received the Palmetto Silver Award for academic excellence once again this school year. Our children, teachers, parents, and community worked together and encouraged one another to reach for the stars. The focus has been on comprehension in all subject areas, while developing and implementing strategies associated with non-fiction text. By continuing to be a part of TAP, The System for Teacher and Student Achievement, we have participated in extensive professional development during our cluster times each week, followed up by instructional implementation in the classroom.

JWES has been fortunate to form many community partnerships this school year, such as NORBORD, Royal Foods, and Metal Masters. These partners, our Parent Teacher Organization, churches and civic organizations, along with a grant from the Joanna Foundation, have assisted JWES in purchasing over \$7000 in new library books for our media center to update our collection. Education is truly a community effort, and Joanna-Woodson is a fine example of this.

JWES is a small school with a huge heart for others. Together we collected food for our local food bank, provided meals each month for those less fortunate, and raised over \$4500 for Relay for Life. This goes to show that small acts of kindness can make a world of difference.

We are blessed to have such wonderful support all around us and know that there are people out in the world that truly care about our future, our children. We will continue to work together as we strive for Excellence...One STAR At A Time.

George E. Marshall Jr., Principal
Sandy Leopard, SIC Chairperson

Comprehensive detail, including definitions of ratings, performance criteria, and explanations of status, is available on www.ed.sc.gov and www.eoc.sc.gov as well as school and school district websites.

Printed versions are available from school districts upon request.

Abbreviations Key

N/A Not Applicable N/AV Not Available N/C Not Collected N/R Not Reported I/S Insufficient Sample TBD To be determined
NI Newly Identified CSI Continuing School Improvement CA Corrective Action RP Plan to Restructure R Restructure DELAY School Improvement Status HOLD School Improvement Status